

# Product Specification Sheet

## AMPS Reject Filter



Model : ST-AMPS-900MHz

### Electrical Specifications

Parameters	Specification	Comments
Frequency Range (MHz)	895 ~ 960	BW : 65 MHz
Center Frequency (MHz)	927.5	
Insertion Loss	≤ 2.5 dB @ 895 MHz ≤ 0.5 dB @ 900-960 MHz	
Return Loss (dB)	≥ 18	
Rejection (Stop band)	≥ 50 dB min @ 824-894 MHz	
Passive IM (@20W*2tone) (dBc)	≤ -150 (IM3)	
Impedance	50 Ω	
Power Handling Avg. (Watt)	200 W	
DC and Data Control	Pass	

### Physical Specification

Parameters	Specification	Comments
Dimension (W x H x D) (mm)	296 x 229 x 166	( With Bracket )
Weight	12 Kg	( With clamp )
Connector (Port)	BTS site : DIN(M) Antenna site : DIN(F)	
Colour	DIC-547	
Installation	Vertical, wall and pole mounting	

### Environmental Specification

Parameters	Specification	Comments
Enclosure Protection	IP67	
Operating Temperature	0 °C~ + 55 °C	
Humidity	0% ~ 95%	

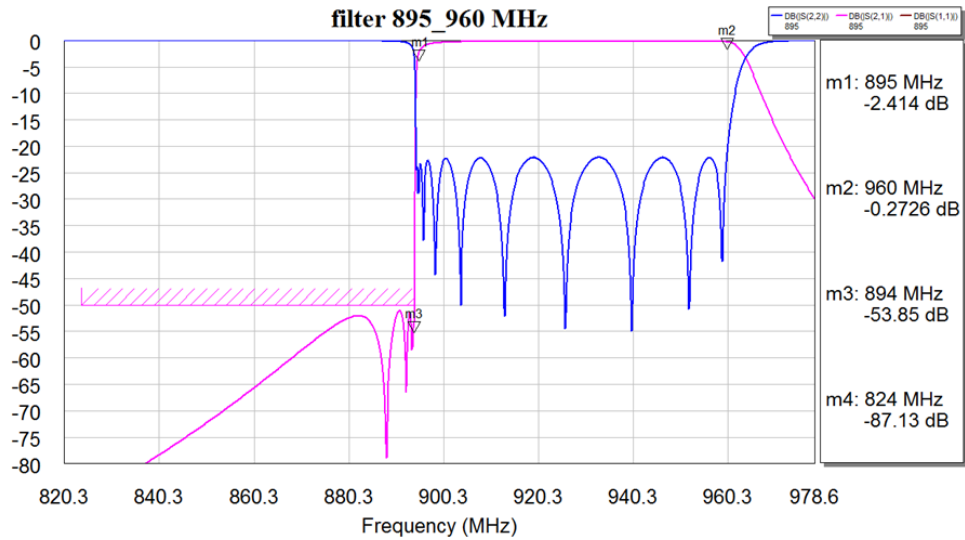
# Product Specification Sheet

## AMPS Reject Filter

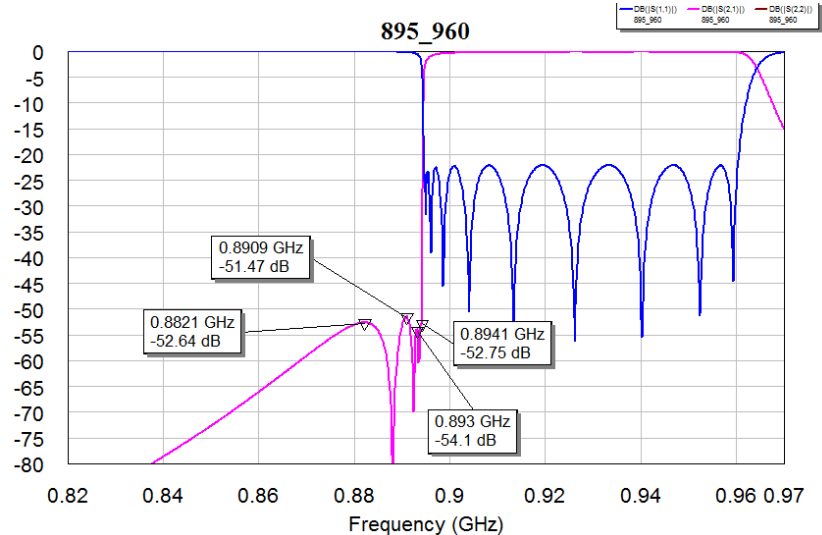
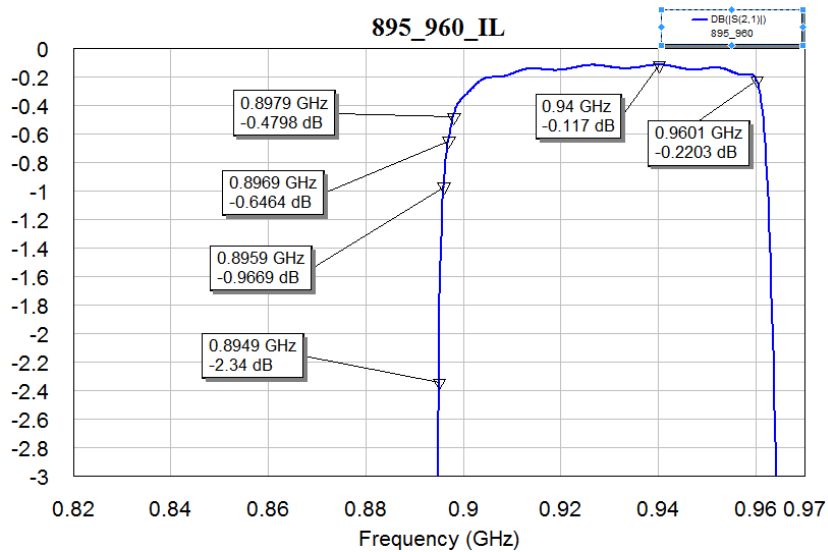
# SUNTEL

Model : ST-AMPS-900MHz

### Characteristic curve



### Simulation data



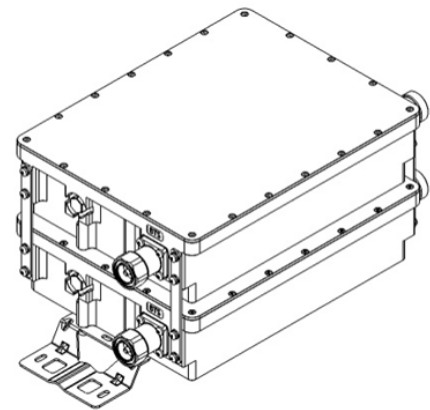
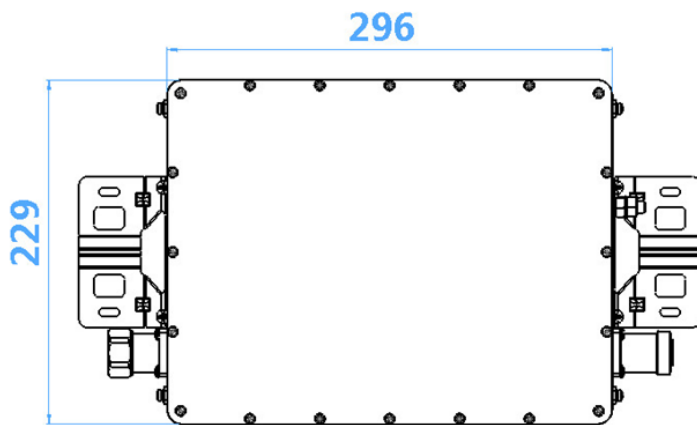
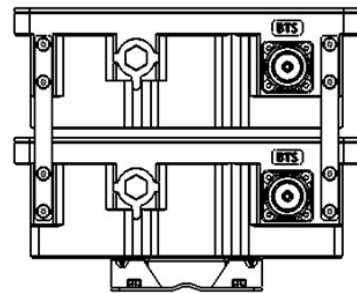
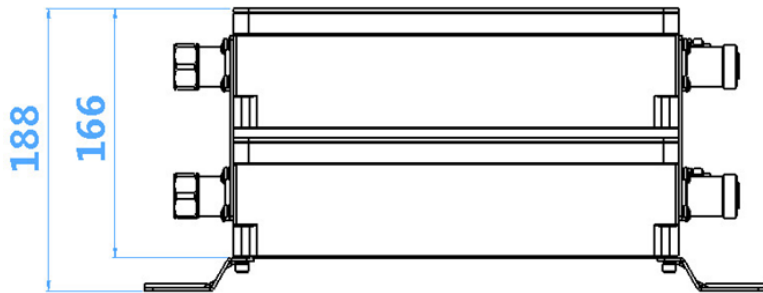
# Product Specification Sheet

## AMPS Reject Filter

Model : ST-AMPS-900MHz



### Mechanical Specification



### Accessories (order separately)

Type No.	Clamp set diameter
BK 46-70	46-70 mm
BK 65-89	65-89 mm
BK 84-108	84-108 mm
BK 105-127	105-127 mm
BK 118-140	118-140 mm
BK 130-152	130-152 mm

